

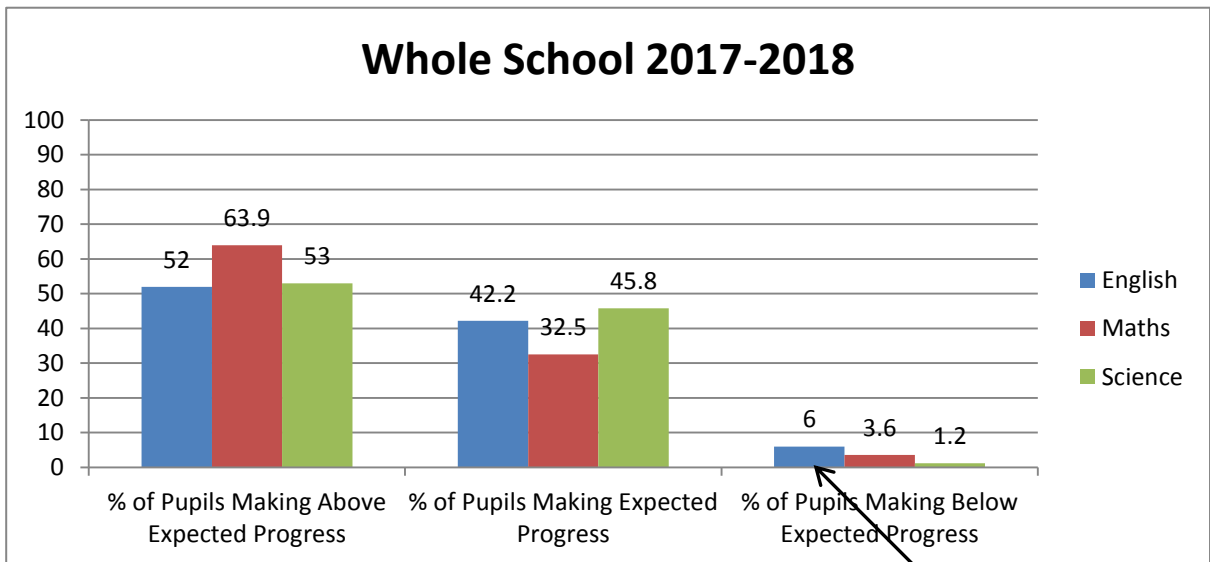


Data at a Glance

Castle School Data Dashboard 2017/2018

Whole School Pupil Progress

(The results are based upon 83 pupils)



6% is equal to 5 pupils.

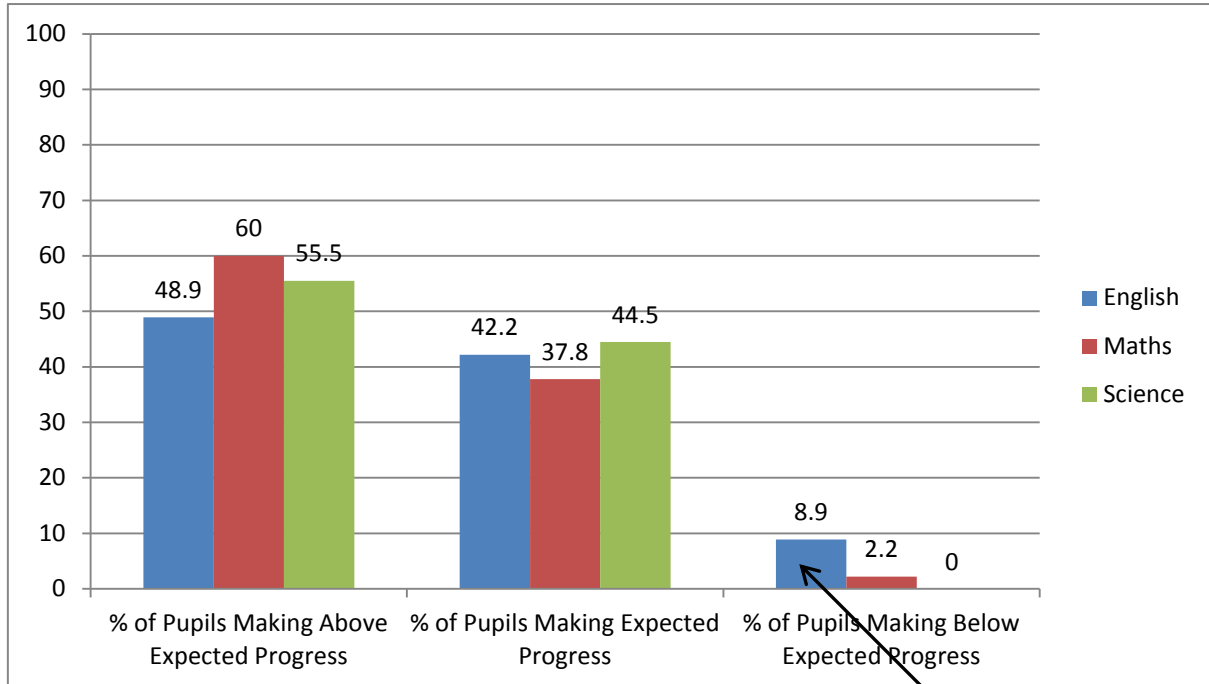
94.2% of pupils (78 pupils) achieve expected progress or above in English

96% of pupils (80 pupils) achieve expected progress or above in Maths

98.8% of pupils (82 pupils) achieve expected progress or above in Science

Progress of Pupil Premium Pupils

(The results below are based upon 45 pupils)



8.9% is equal to 4

91.1% of pupil premium pupils (41 pupils) achieve expected progress or above in English

97.8% of pupil premium pupils (44 pupils) achieve expected progress or above in Maths

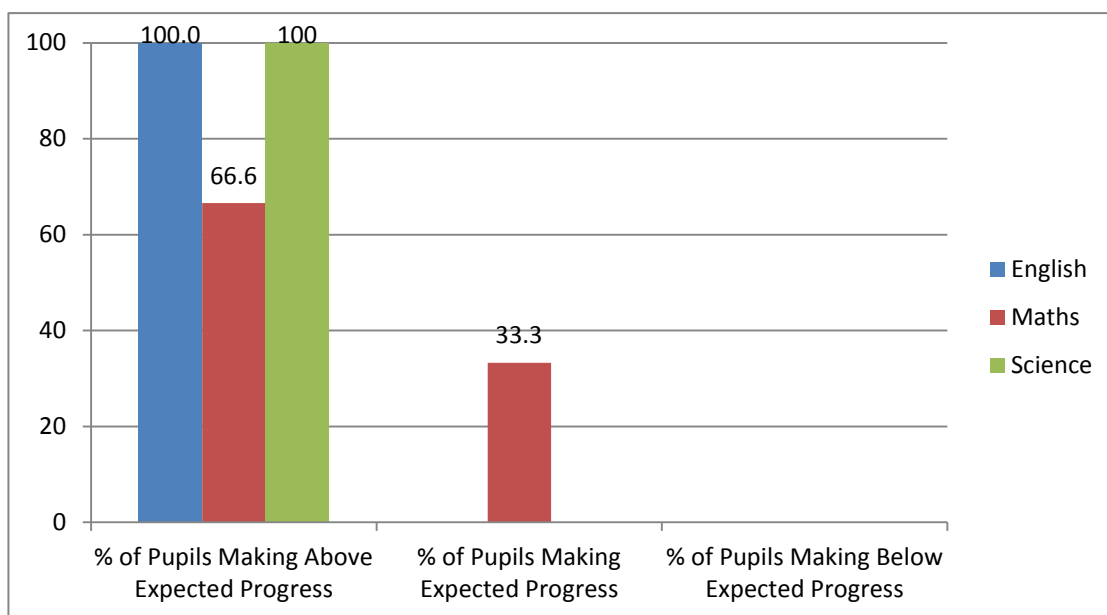
100% of pupil premium pupils achieve (45 pupils) expected progress or above in Science

Progress of Most Able

1 gifted and talented child identified for 17-18 in English

3 gifted and talented children identified for 17-18 in Maths

1 gifted and talented child identified for 17-18 in Science



100% of pupils achieve expected progress or above in English

100% of pupils achieve expected progress or above in Maths

100% of pupils achieve expected progress or above in Science